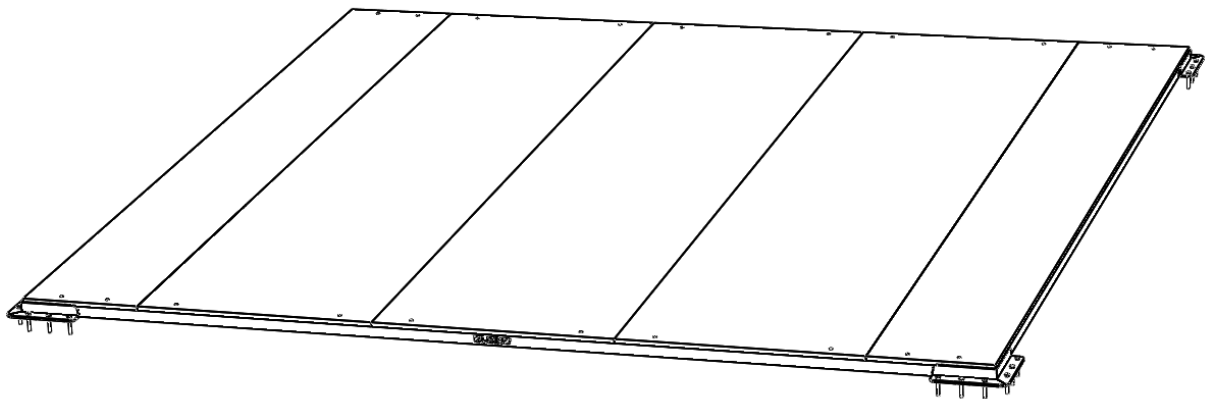


Competition Platform 3061200

Assembly instructions



Contents:

17	Beam 45x200
1	Beam 45x180
4	Frame beam
3	Board 1000x4000
2	Board 500x4000
4	Angle steel
4	Metal corner
32	Woodscrew 2,5x30
20	Woodscrew 6x50
24	Woodscrew 10x70 (for Metal corners)

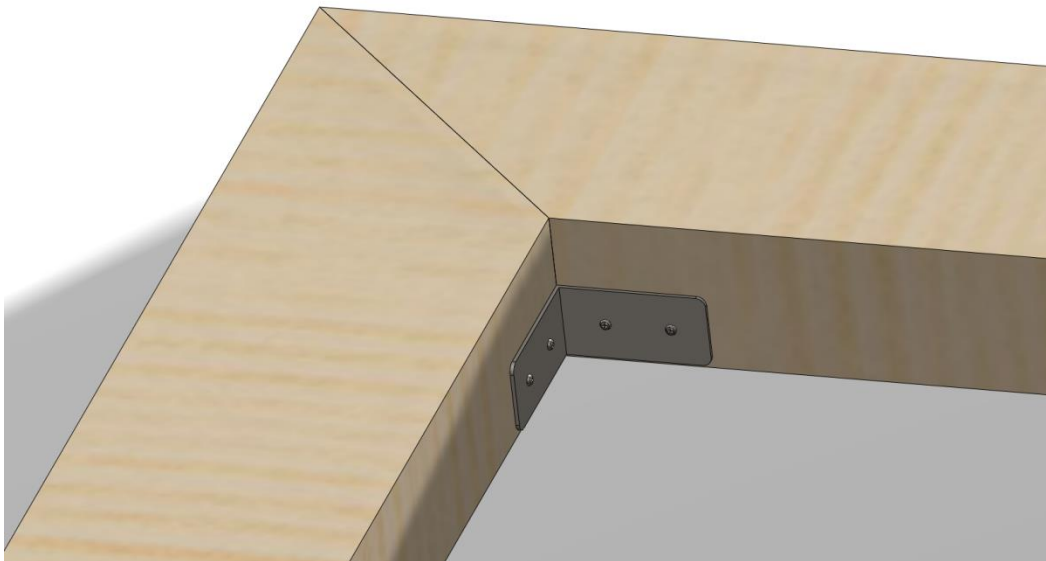
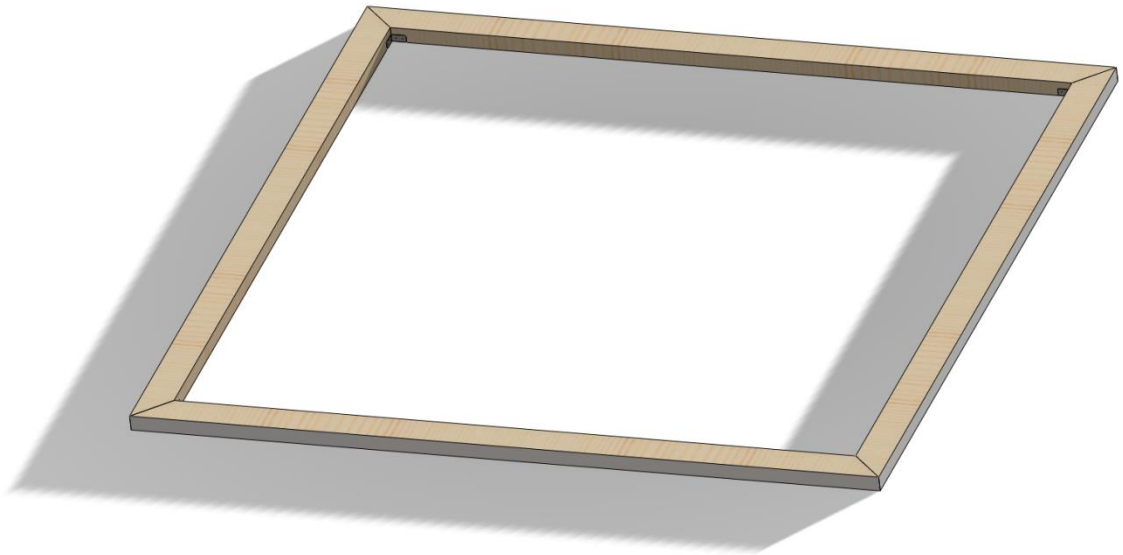
IT IS IMPORTANT THAT THE PLATFORM IS PLACED ON A SOLID AND FLAT FOUNDATION.

If the platform shall be placed on a podium we recommend using a polystyrene material for this construction.

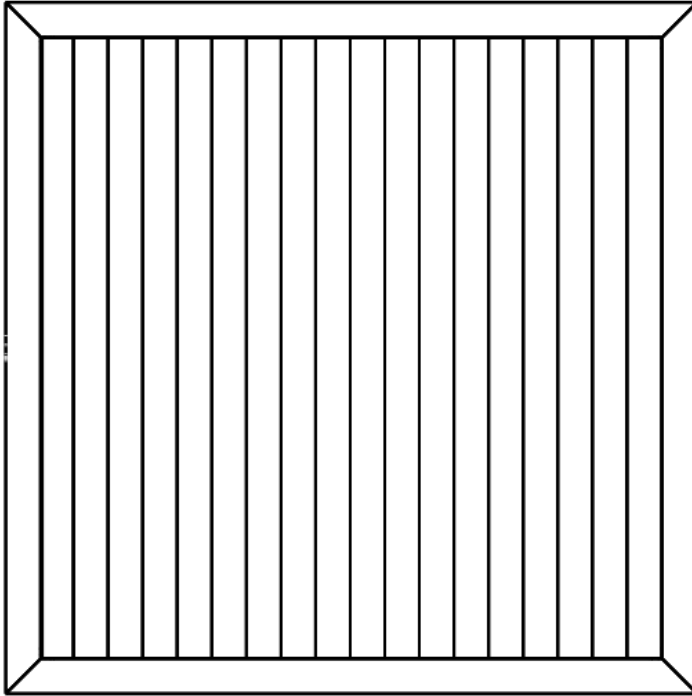
On top of the polystyrene blocks place approx 2x21 mm thick plywood boards as a floor and cover with a carpet.

Sides can be covered with same carpet or any other material (cloth).


1. Start by placing the parts of the frame in a square on the floor. Attach them together with angle steel and four woodscrew 2,5x30 in each corner. Measure the two diagonals to make sure the frame is square. The diagonals should be the same length.



2. Place 17 beams 45x200 inside the frame and 1 beam 45x180.



3. Place the top layer on top of the frame and beams and attach them with woodscrews 6x50 in the drilled holes.



4. At last, fix the platform to the floor with four corners, attached to the floor.

