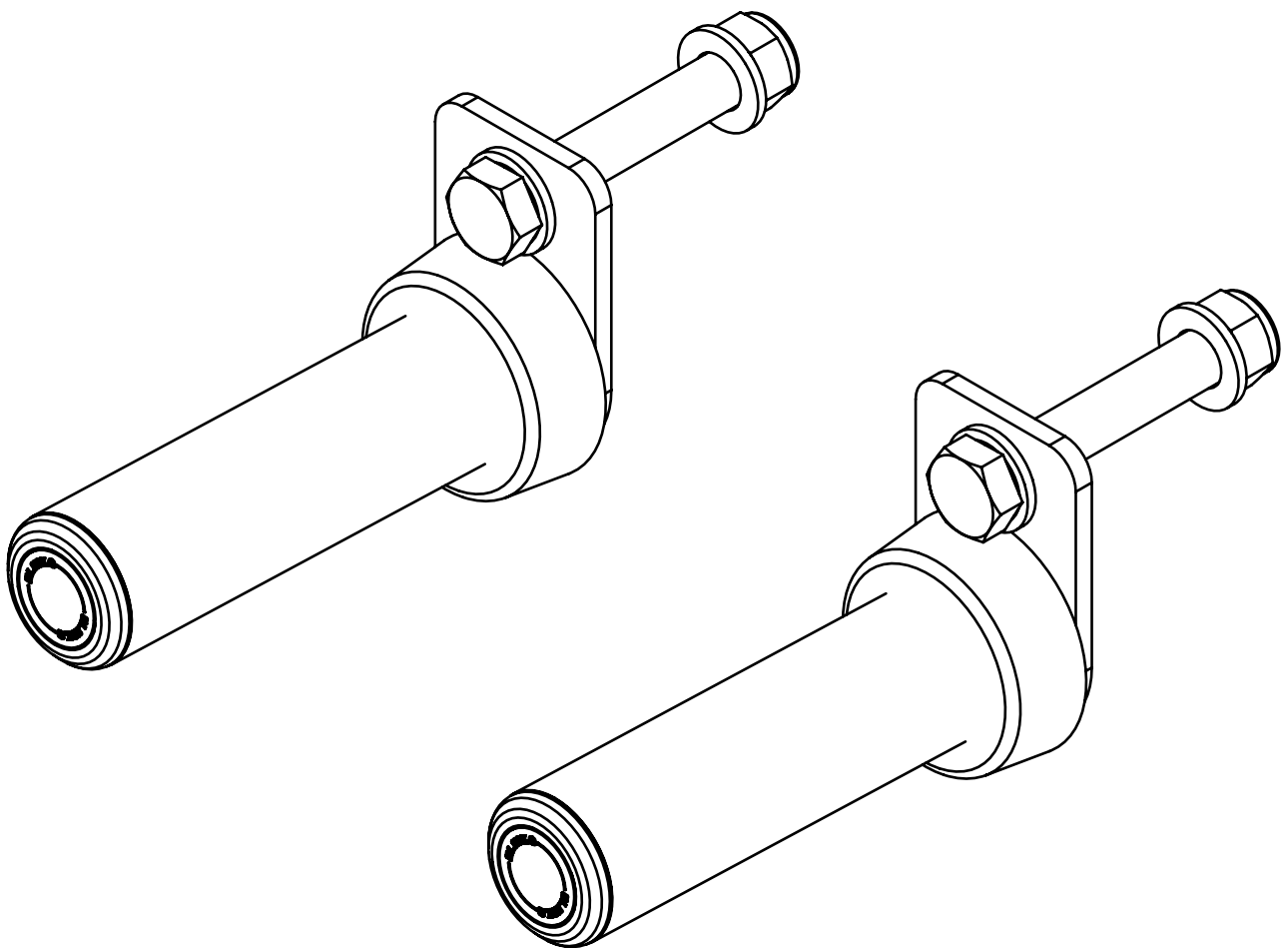


ELEIKO PRESTERA WEIGHT PINS

Art.no. 2002175, 2002176, 2002177



ELEIKO

READ BEFORE INSTALLATION AND USE

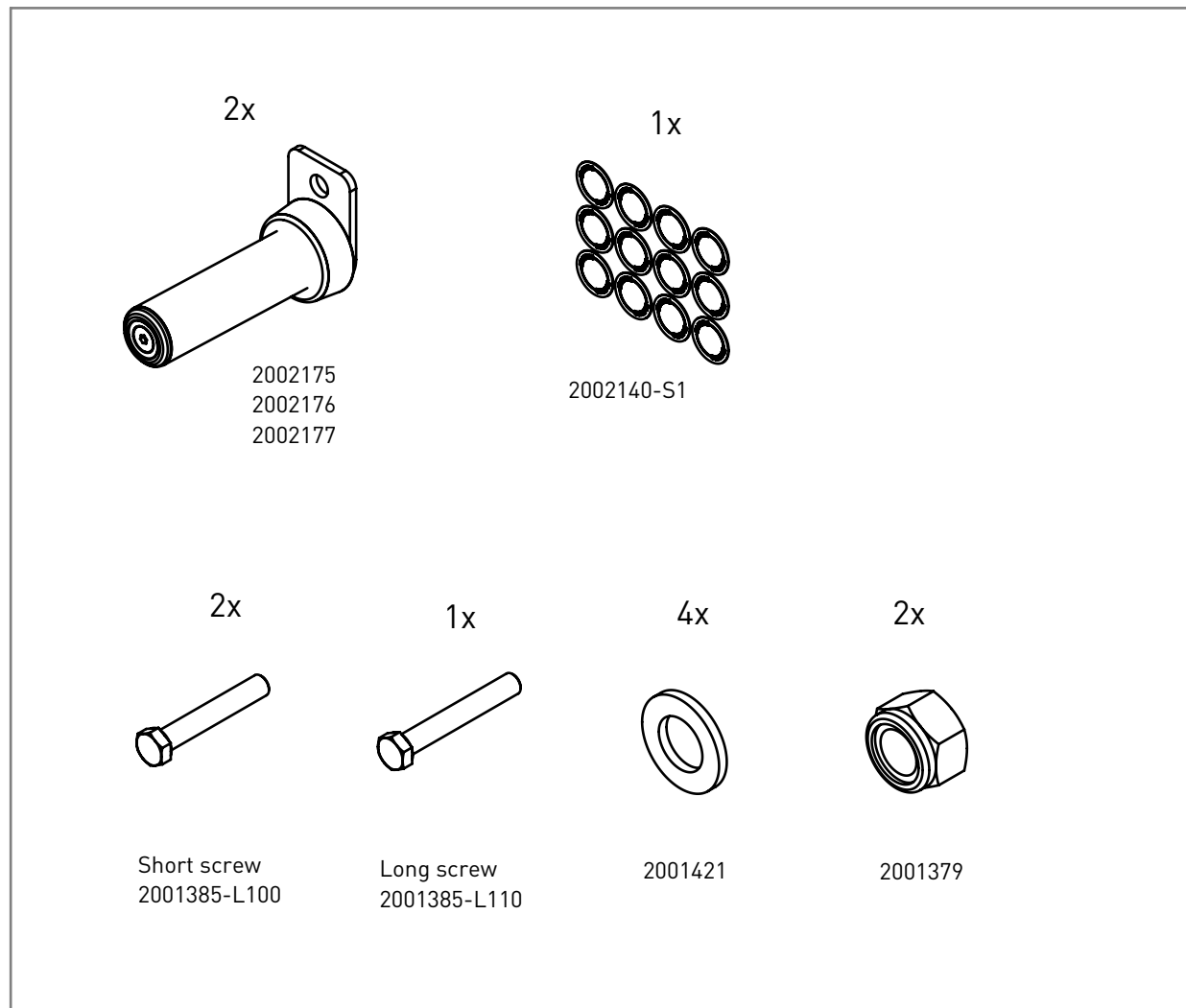
Install and use this equipment in a place where access and supervision are specifically controlled by the owner.

SAFETY INSTRUCTIONS

It is the responsibility of the purchaser of ELEIKO products to instruct all users and supervising personnel on proper usage of the equipment.

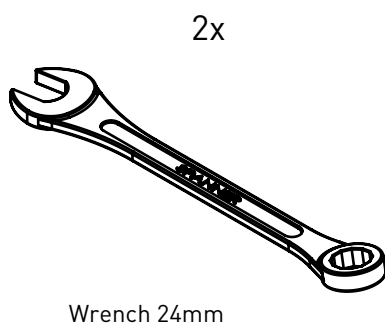
1. All included warnings (labels) and instructions **MUST** be read before the use of any Eleiko equipment. Only use the equipment as it is intended.
2. A user **MUST** get a medical examination and proper instructions before using any Eleiko equipment.
3. **DO NOT** let anyone, under any circumstances, use equipment that appears to be damaged. Do not try to repair any equipment before consulting an Eleiko technician.
4. **DO NOT** replace components of Eleiko equipment with other, none Eleiko, equipment (magnetic safety pin, frames, bars etc.). Do not improvise! If there are any doubts, consult an Eleiko representative prior to any intervention.
5. **DO NOT** overload the equipment and **DO NOT** try to exceed personal strength levels.
6. Children under the age of 14 must be supervised by an adult.
7. **DO NOT** remove any safety labels from the Eleiko equipment. Eleiko is not responsible if a label is removed. Replace damaged labels immediately.
8. Eleiko packaging for products can be made of wood. Be aware of splinters! You **MUST** use protective gloves and proper work wear.
9. Eleiko packaging material could be a risk when handling. Be aware of crushing! You **MUST** use work wear including protective gloves and hard shoes.

LIST OF COMPONENTS



TOOLS NEEDED

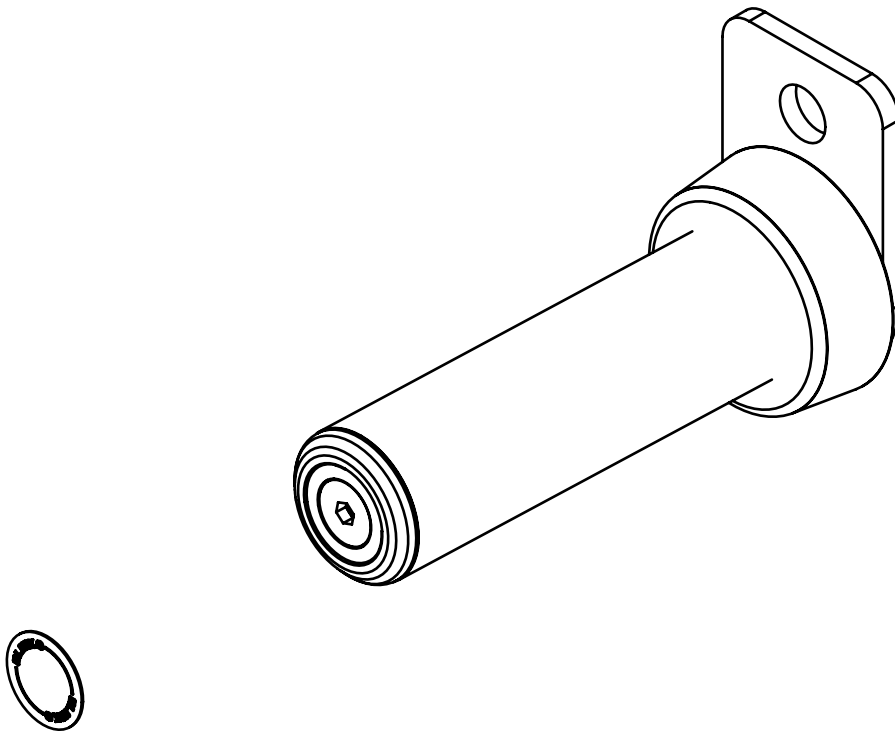
You need the following tools to assemble the equipment.



30 Nm


ASSEMBLY INSTRUCTIONS

1. Chose the color you want from sheet of stickers.
Clean surface properly on weight pin, where
stickers will be. Add sticker.

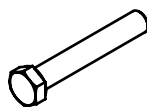


2.

1x



1x


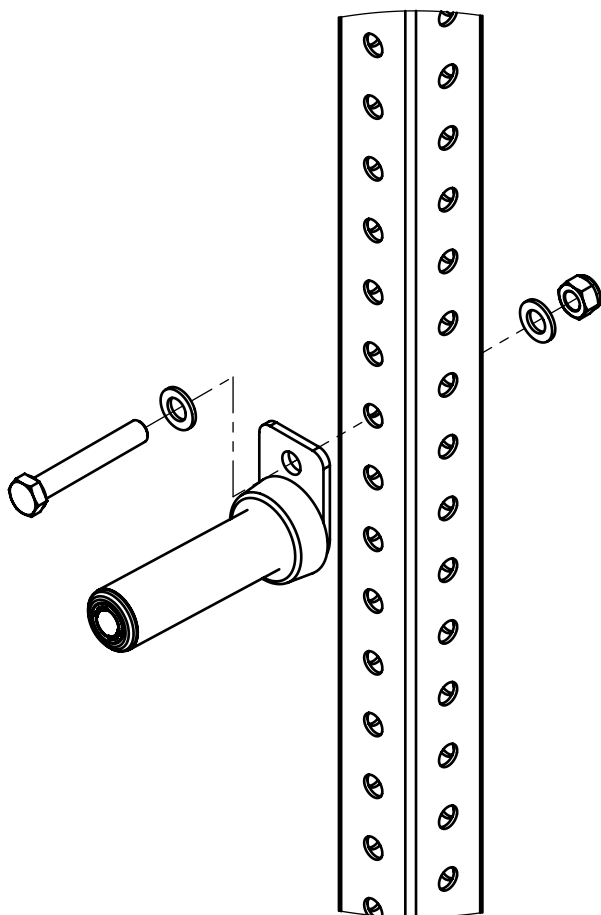
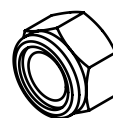


Short screw
2001385-L100

2x




1x



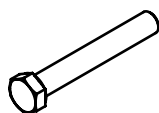
200 kg

3.

2x



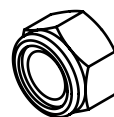
1x



3x

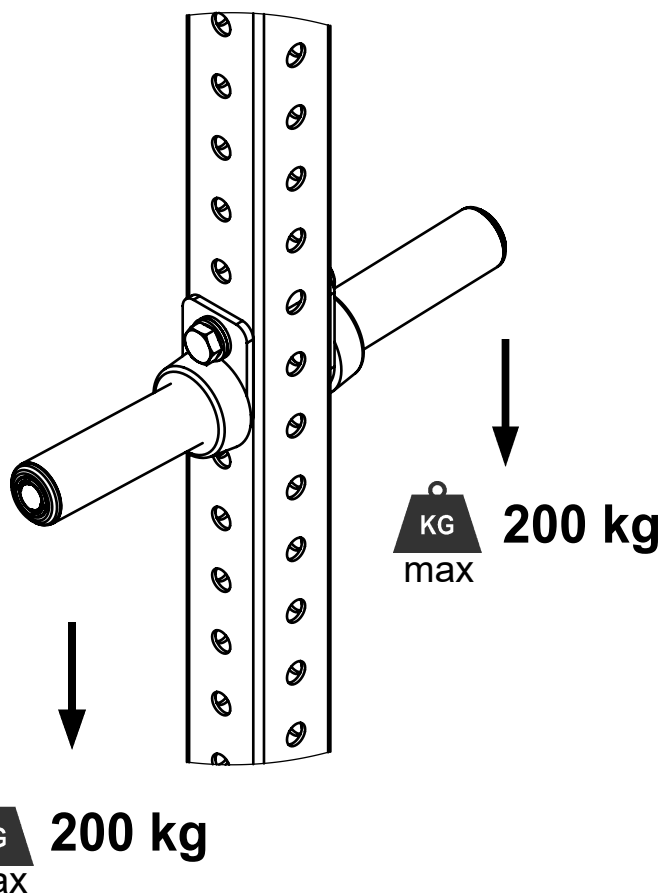
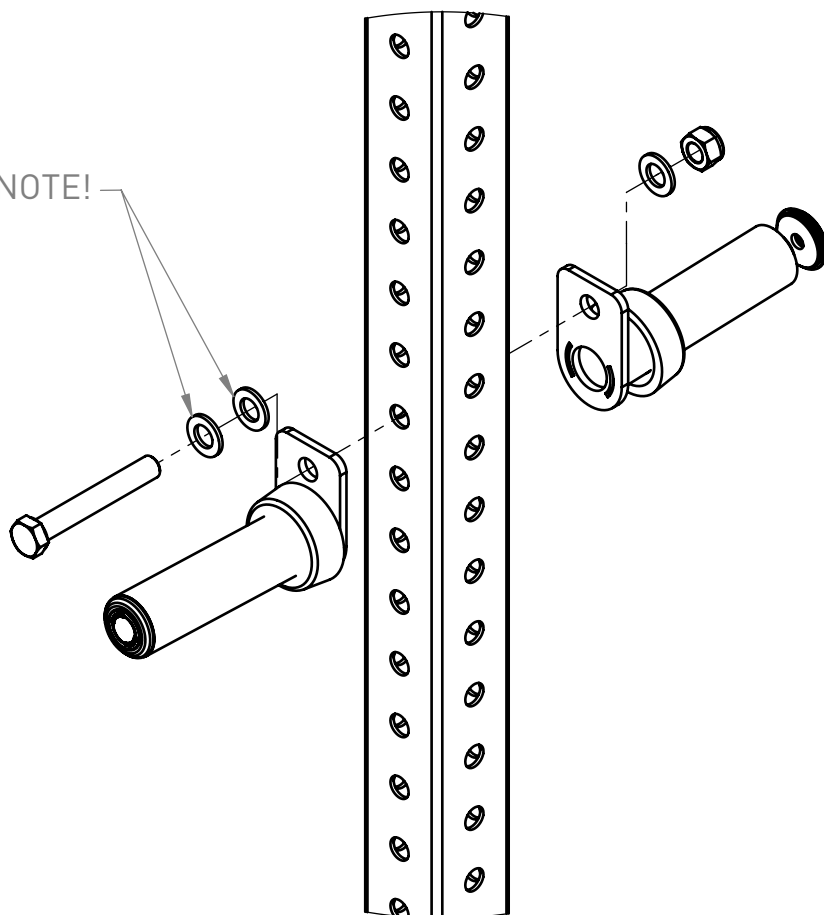


1x

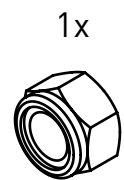
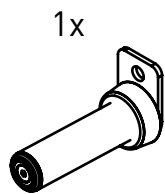


Long screw
2001385-L110

NOTE!

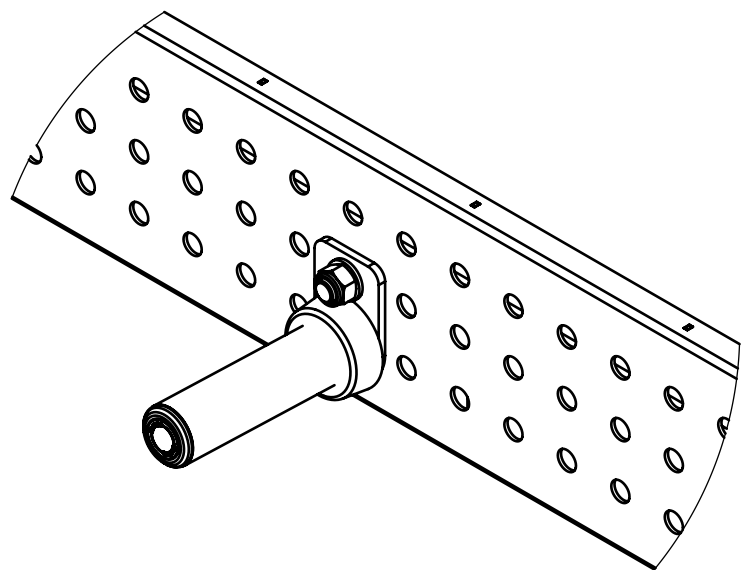
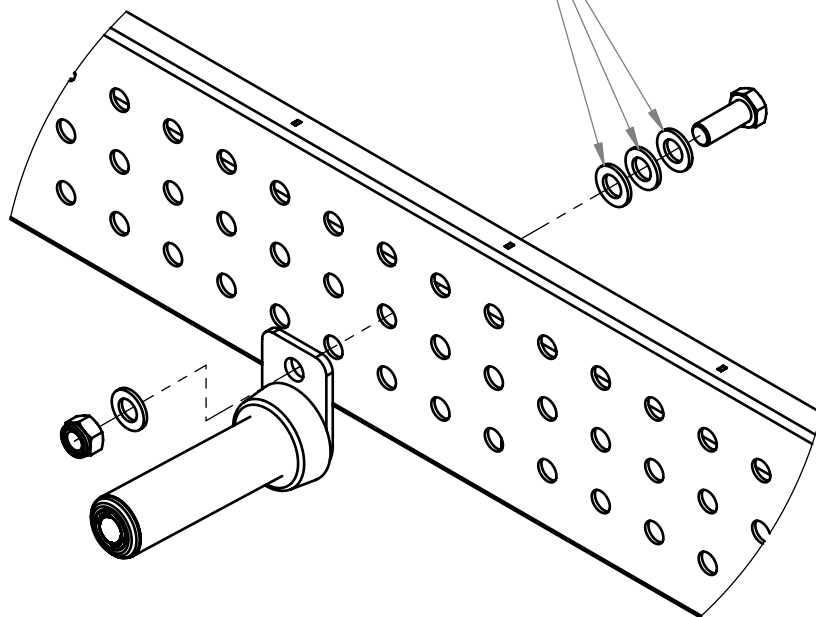


4.



2001385-L40
(not included in box)

NOTE!



USER GUIDE

PURPOSE

Storage for weight plates with minimum hole diameter of 46 mm.

PRODUCT SPECIFICATION

Max weight one pin 200 kg / 441 lbs

This attachment comes in different lengths.

2002175 - dimensions (L x W x H)	178 x 70 x 100 mm / 7" x 2.8" 3.9"
Loading lenght	140 mm / 5.5"
Product weight	2 kg / 4.4 lbs

2002176 - dimensions (L x W x H)	278 x 70 x 100 mm / 10.9" x 2.8" 3.9"
Loading lenght	240 mm / 9.4"
Product weight	2,5 kg / 5.5 lbs

2002176 - dimensions (L x W x H)	378 x 70 x 100 mm / 14.9" x 2.8" 3.9"
Loading length	340 mm / 13.4"
Product weight	2,9 kg / 6.4 lbs

CARE AND MAINTENANCE

PREVENTIVE MAINTENANCE AND INSPECTIONS

NOTE: The safety level of the equipment can only be maintained if it is examined regularly for damage and wear.

Regularly:

- Clean surfaces from dust and dirt.
- Check that all bolts between parts, are properly tightened, according to recommendations.
- Check equipment for sharp edges. Replace parts with sharp edges.

See also www.eleiko.com.

SPARE PARTS AND SERVICE

Contact Eleiko for spare parts and service:

Eleiko Group AB | Klastorpsvägen 18 | SE-302 62 HALMSTAD | Sweden

E-mail: info@eleiko.com | Phone: +46 35 17 70 70

WARRANTY

All products manufactured by ELEIKO are warranted to the original purchaser to be free from defects in workmanship and / or materials under normal use or service as follows:

- 10 years on structural frame welds (NOT on moving parts)

Normal wear and tear do not fall under the 10-year warranty.

ELEIKO

Eleiko Group AB | Klastorpsvägen 18 | SE-302 62 HALMSTAD | Sweden
E-mail: info@eleiko.com | Phone: +46 35 17 70 70

www.eleiko.com