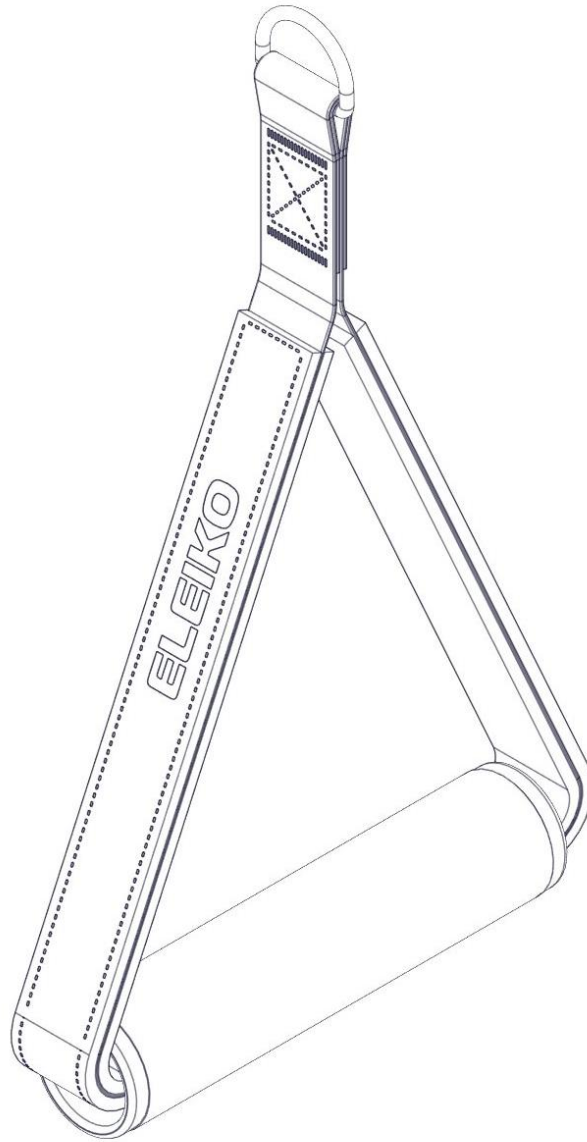


Art.no. 3085924

Eleiko Cable Handle - Single

RAISE THE BAR



ELEIKO

Content

Read Before Installation and Use

- 4 Safety instructions

Preventive Maintenance and Inspections

- 5 Regularly
- 5 Spare parts and service
- 5 Warranty

Product Info

- 5 Purpose
- 5 Genereal Instructions for Use
- 5 Description

User Guide

- 6 List of components
- 6 Assembly instructions

Read Before Installation and Use

Install and use this equipment in a place where access and supervision are specifically controlled by the owner.

Only to be mounted on recommended Eleiko products. Consult Eleiko sales for recommendations.

Safety Instructions

It is the responsibility of the purchaser of ELEIKO products to instruct all users and supervising personnel on proper usage of the equipment.

1. All included warnings (labels) and instructions **MUST** be read before the use of any Eleiko equipment. Only use the equipment as it is intended.
2. A user **MUST** get a medical examination and proper instructions before using any Eleiko equipment.
3. **DO NOT** let anyone, under any circumstances, use equipment that appears to be damaged. Do not try to repair any equipment before consulting an Eleiko technician.
4. **DO NOT** replace components of Eleiko equipment with other, none Eleiko, equipment (magnetic safety pin, frames, bars etc.). Do not improvise! If there are any doubts, consult an Eleiko representative prior to any intervention.
5. **DO NOT** overload the equipment and **DO NOT** try to exceed personal strength levels.
6. Children under the age of 14 must be supervised by an adult.
7. **DO NOT** remove any safety labels from the Eleiko equipment. Eleiko is not responsible if a label is removed. Replace damaged labels immediately.
8. Eleiko packaging for products can be made of wood. Be aware of splinters! You **MUST** use protective gloves and proper work wear.
9. Eleiko packaging material could be a risk when handling. Be aware of crushing! You **MUST** use work wear including protective gloves and hard shoes.

Preventive Maintenance and Inspections

NOTE: The safety level of the equipment can only be maintained if it is examined regularly for damage and wear.

Regularly:

- Clean surfaces from dust and dirt.
- Check equipment for sharp edges. Replace parts with sharp edges.
- Standard leather balm can be used on our vegetable tanned leathers to prevent drying and keep the surface protected from dirt and moisture.

See also www.eleiko.com.

Spare Parts and Service

Contact Eleiko for spare parts and service:

Eleiko Group AB | Klastorpsvägen 18 | SE-302 62 HALMSTAD | Sweden
E-mail: info@eleiko.com | Phone: +46 35 17 70 70 | www.eleiko.com **Regularly**

Warranty

All products manufactured by ELEIKO are warranted to the original purchaser to be free from defects in workmanship and / or materials under normal use or service as follows:

- 1 year warranty

Normal wear and tear do not fall under the warranty.

Product Info

Purpose

Equipment for connecting cables.

General Instructions for Use

1. Connect cables on one sides
2. Make sure cables is properly connected before use.

Description

Max weight

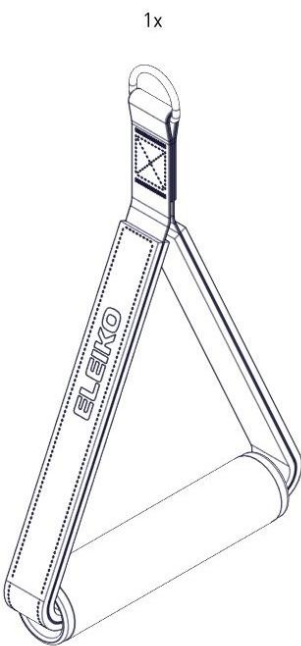
Kg	100
Lbs	220
Kg	0,9
Lbs	1,2
Mm	151x30x256
Inch	6x1,2x10,1

Product weight

Dimensions (L x W x H)

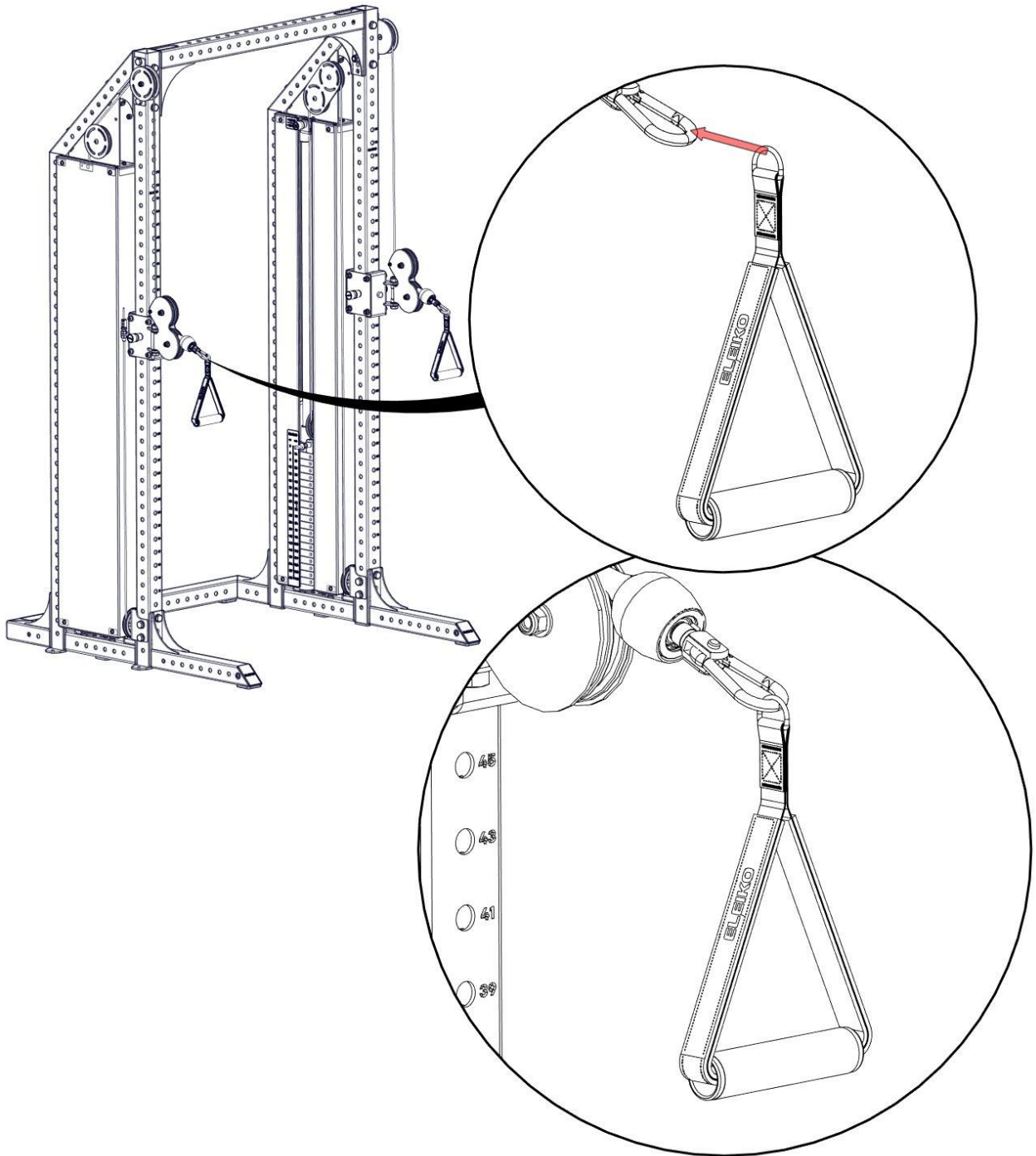
User Guide

List of Components





1



Eleiko Group AB
Klastorpsvägen 18
302 62 Halmstad
Sweden

+46 35 17 70 00
info@eleiko.com