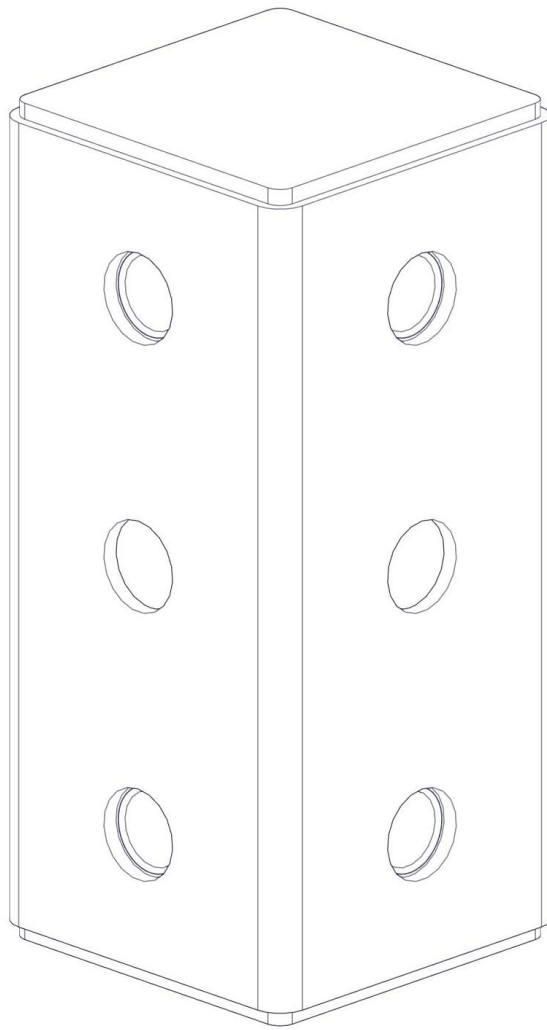


Art.no. 2002014

Eleiko Cable Connector Multi Station

RAISE THE BAR



ELEIKO

Content

Read Before Installation and Use

- 4 Caution
- 4 Safety Instructions

Preventive Maintenance and Inspections

- 4 Regularly
- 4 Spare parts and service
- 4 Warranty

Product Info

- 5 Purpose
- 5 Description

User Guide

- 5 Required tools
- 6 List of components
- 7 Assembly instructions

Read Before Use

Caution

This equipment is intended for indoor use only.

Be sure to install the equipment on a stable base and level the equipment properly. Eleiko recommends that all equipment is installed by a licensed contractor or an Eleiko installer.

Install and use this equipment in a place where access and supervision are specifically controlled by the owner.

Safety Instructions

It is the responsibility of the purchaser of ELEIKO products to instruct all users and supervising personnel on proper usage of the equipment. It is also the responsibility of the purchaser of ELEIKO products to assess the suitability of the floor, and to choose appropriate fasteners depending on floor type when using ELEIKO products that needs to be bolted to the ground.

1. All instructions **MUST** be read before the use of any ELEIKO-equipment. Use each equipment as it is intended for.
2. A user **MUST** get a medical examination and proper instructions before the use of any ELEIKO-equipment.
3. **DO NOT** let anyone, under any circumstances, use the barl/equipment that appears to be damaged. Do not try to repair any equipment before consulting an ELEIKO technician.
4. **DO NOT** replace the components of ELEIKO-equipment with other none ELEIKO equipment do not improvise. If there are any doubts consult an ELEIKO representative prior to any intervention.
5. **DO NOT** overload the equipment and **DO NOT** try to exceed personal strength levels.
6. Children under the age of 14 must be supervised by an adult.
7. Eleiko packaging for products can be made of wood, be aware of splinters, **MUST** use gloves and proper work wear.
8. Eleiko packaging material could be a risk when handling, be aware of crushing, **MUST** use work wear including gloves and hard shoes.

Preventive Maintenance & Inspections

Regularly

NOTE: The safety level of the equipment can only be maintained if it is examined regularly for damage and wear.

- Clean the surfaces on frames and tubes from dust and dirt.
- Check that all bolts between parts, walls, floors are properly tightened, according to recommendations.
- Check equipment for sharp edges and replace if necessary.
- Check tubes and welds for cracks or other defects, replace if necessary.

Spare Parts and Service

Contact Eleiko for spare parts and service:

Eleiko Group AB | Klastorpsvägen 18 | SE-302 62 HALMSTAD | Sweden

E-mail: info@eleiko.com | Phone: +46 35 17 70 70 | www.eleiko.com

Warranty

All products manufactured by ELEIKO are warranted to the original purchaser to be free from defects in workmanship and / or materials under normal use or service as follows:

- 10 years on welds on structural frame (NOT on moving parts)

Product Info

Purpose

Connector for connecting one or several units.

General Instructions for Use

Mount according to instructions

Description

	2002014	
Max user weight	-	N/A
Max training weight	kg	N/A
	lbs	N/A
Product weight	kg	5,4
	lbs	12
Dimensions (L x W x H)	mm	156x70x70
	inch	6,1 x 2,8 x 2,8

User Guide

Required Tools

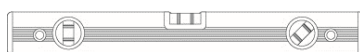
You need the following tools to assemble the equipment.



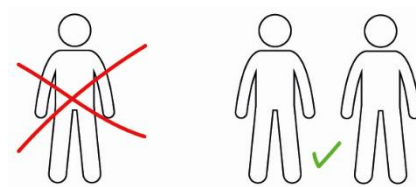
Wrench
Size: 24



Socket Wrench
Size:24

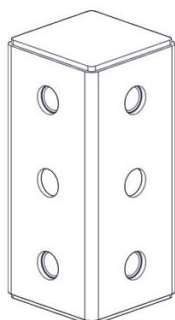


Spirit Level



List of Components

2x



Connector Multi Station
2002014a1

16x



M16 x 100
2001385-L100

16x

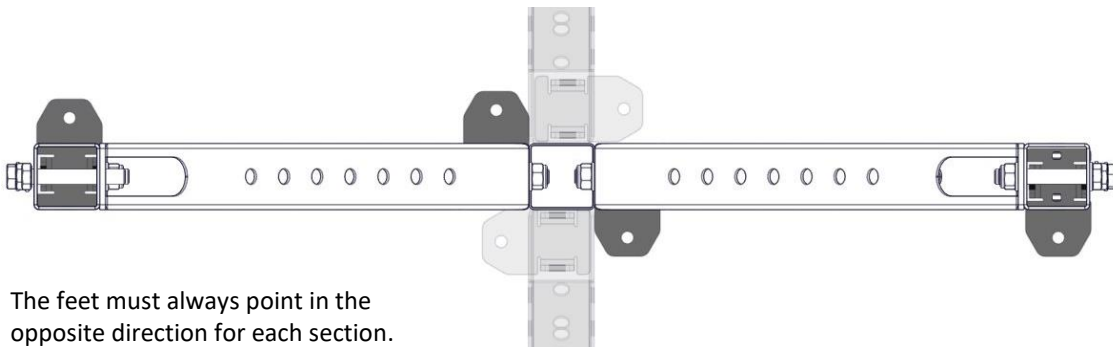
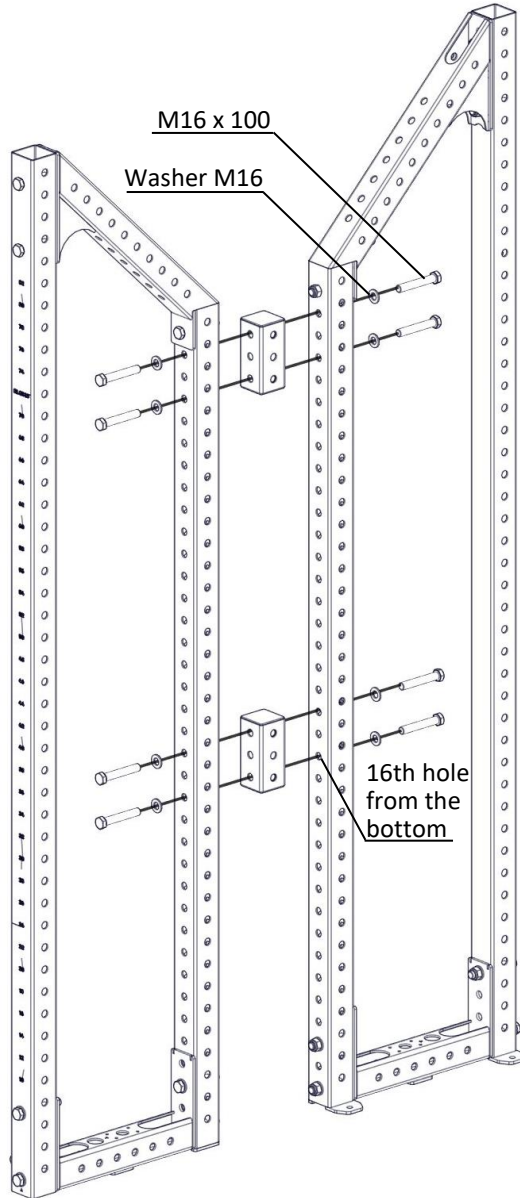
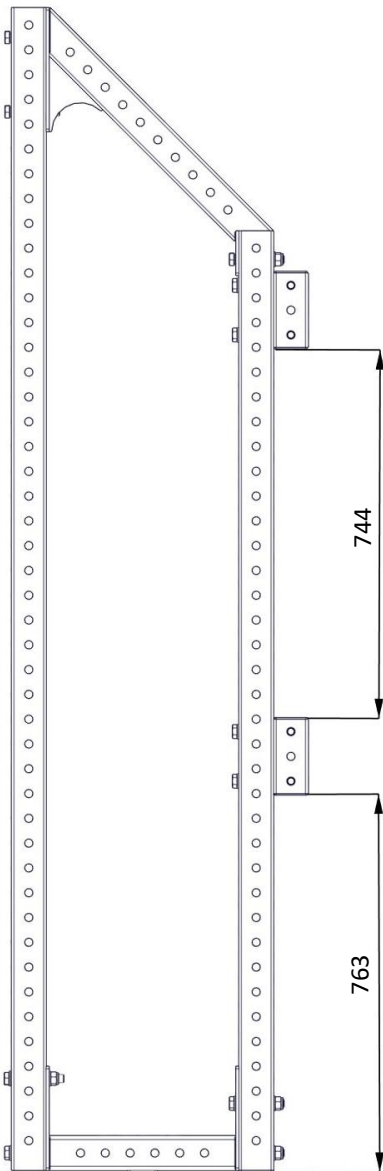


Washer M16
2001421

2x



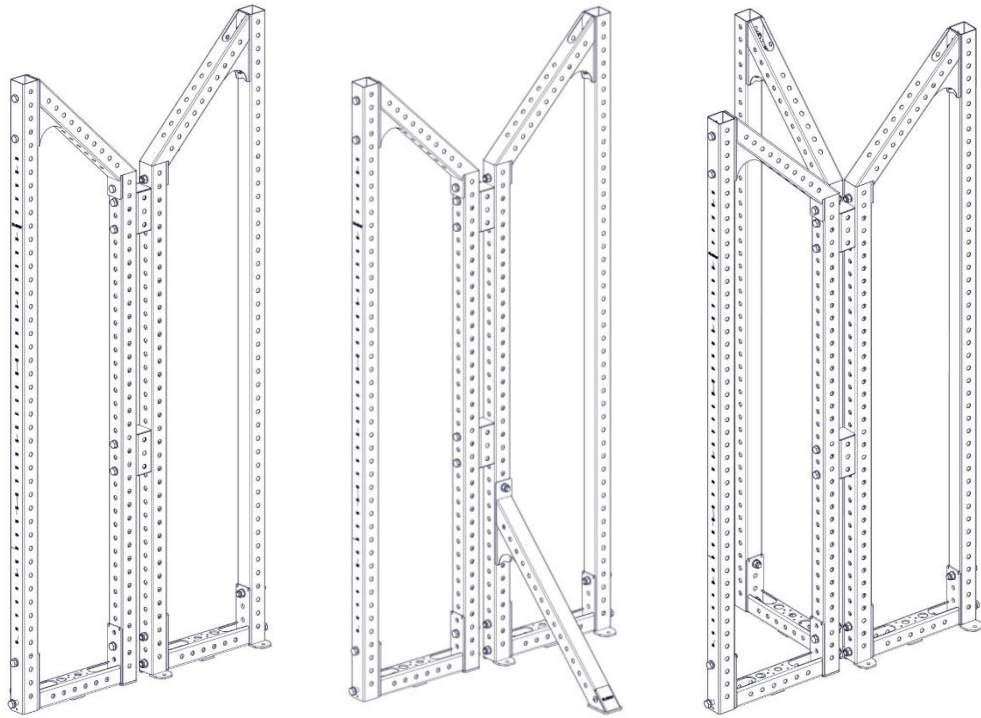
1



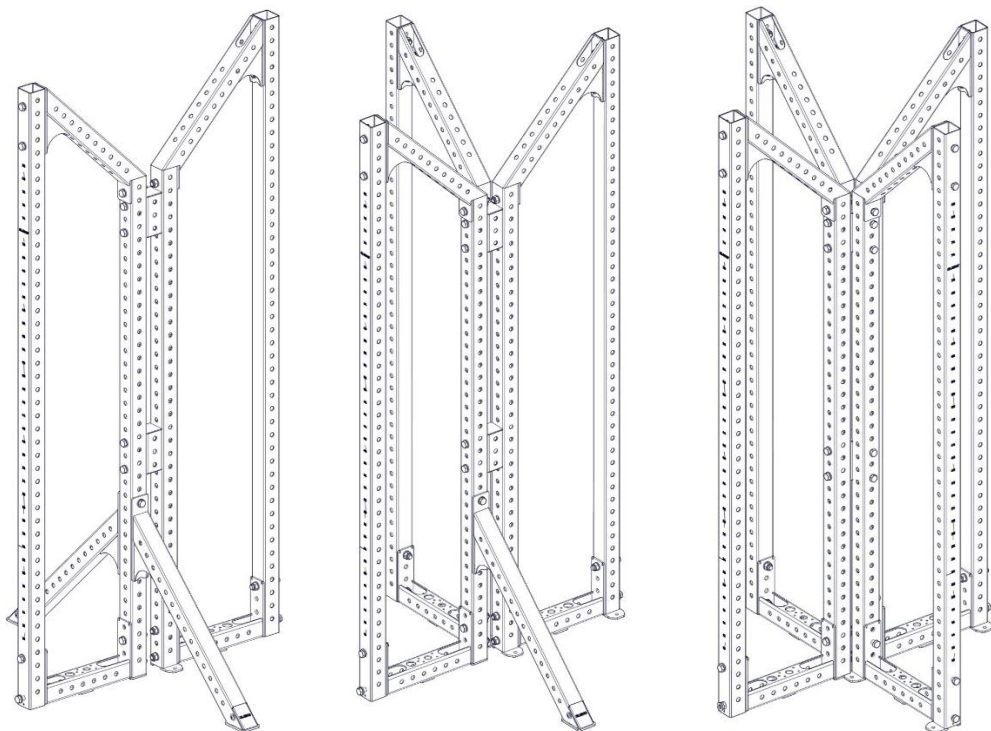
The feet must always point in the opposite direction for each section.

ELEIKO

A multi station must never consist of only two or three support points.



The pictures below show three variants of correct execution.



Eleiko Group AB
Klastorpsvägen 18
302 62 Halmstad
Sweden

+46 35 17 70 00
info@eleiko.com