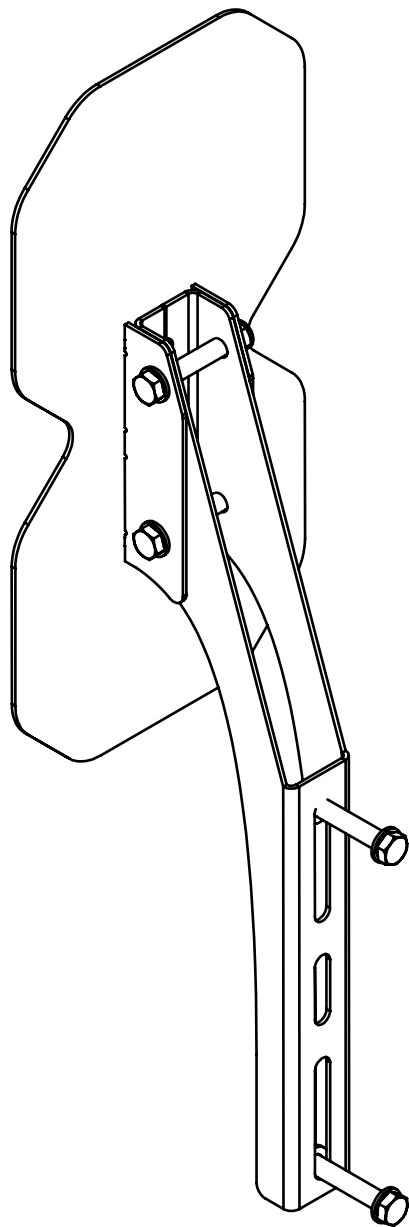


ELEIKO PRESTERA WALL BALL TARGET

Art.no. 3085582



ELEIKO

READ BEFORE INSTALLATION AND USE

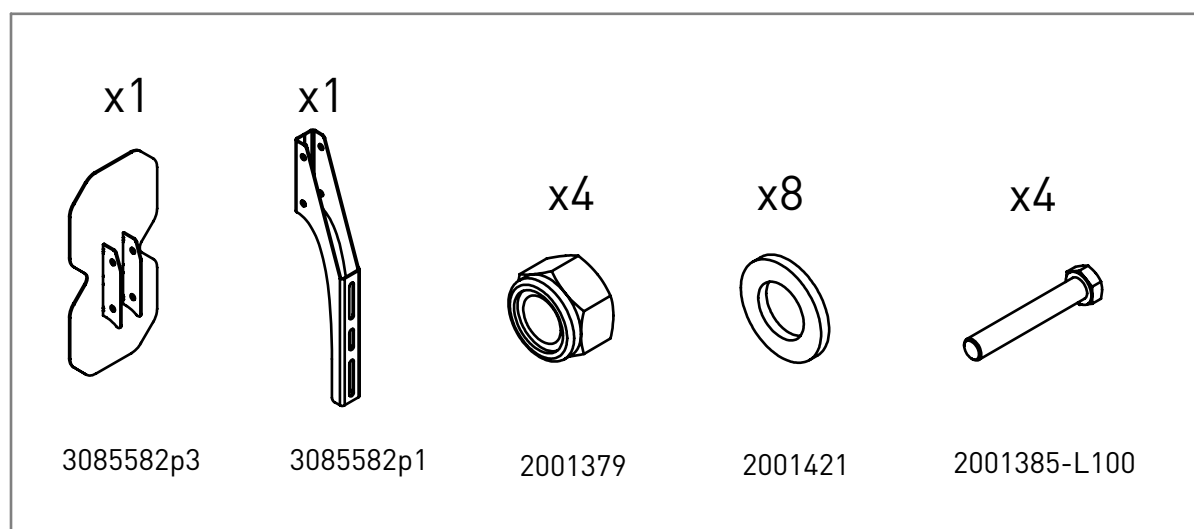
Install and use this equipment in a place where access and supervision are specifically controlled by the owner. Only to be mounted on recommended Eleiko products. Consult Eleiko sales for recommendations.

SAFETY INSTRUCTIONS

It is the responsibility of the purchaser of ELEIKO products to instruct all users and supervising personnel on proper usage of the equipment.

1. All included warnings (labels) and instructions MUST be read before the use of any Eleiko equipment. Only use the equipment as it is intended.
2. A user MUST get a medical examination and proper instructions before using any Eleiko equipment.
3. DO NOT let anyone, under any circumstances, use equipment that appears to be damaged. Do not try to repair any equipment before consulting an Eleiko technician.
4. DO NOT replace components of Eleiko equipment with other, none Eleiko, equipment (magnetic safety pin, frames, bars etc.). Do not improvise! If there are any doubts, consult an Eleiko representative prior to any intervention.
5. DO NOT overload the equipment and DO NOT try to exceed personal strength levels.
6. Children under the age of 14 must be supervised by an adult.
7. DO NOT remove any safety labels from the Eleiko equipment. Eleiko is not responsible if a label is removed. Replace damaged labels immediately.
8. Eleiko packaging for products can be made of wood. Be aware of splinters! You MUST use protective gloves and proper work wear.
9. Eleiko packaging material could be a risk when handling. Be aware of crushing! You MUST use work wear including protective gloves and hard shoes.

LIST OF COMPONENTS



TOOLS NEEDED

You need the following tools to assemble the equipment.

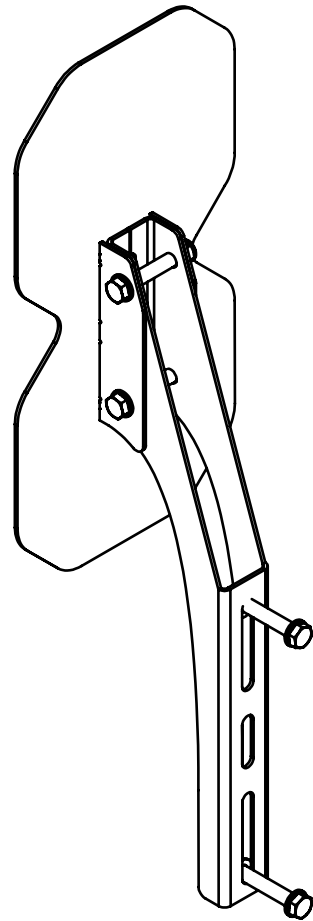
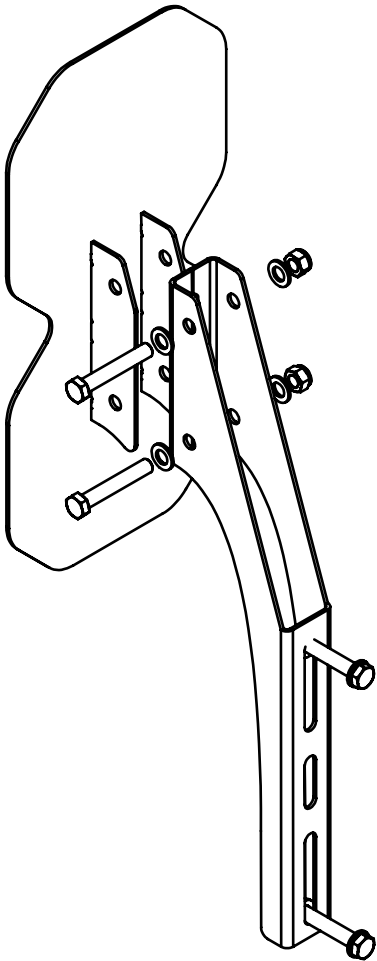


wrench 24mm

NOTE: Do not use electric power tools for assembly.

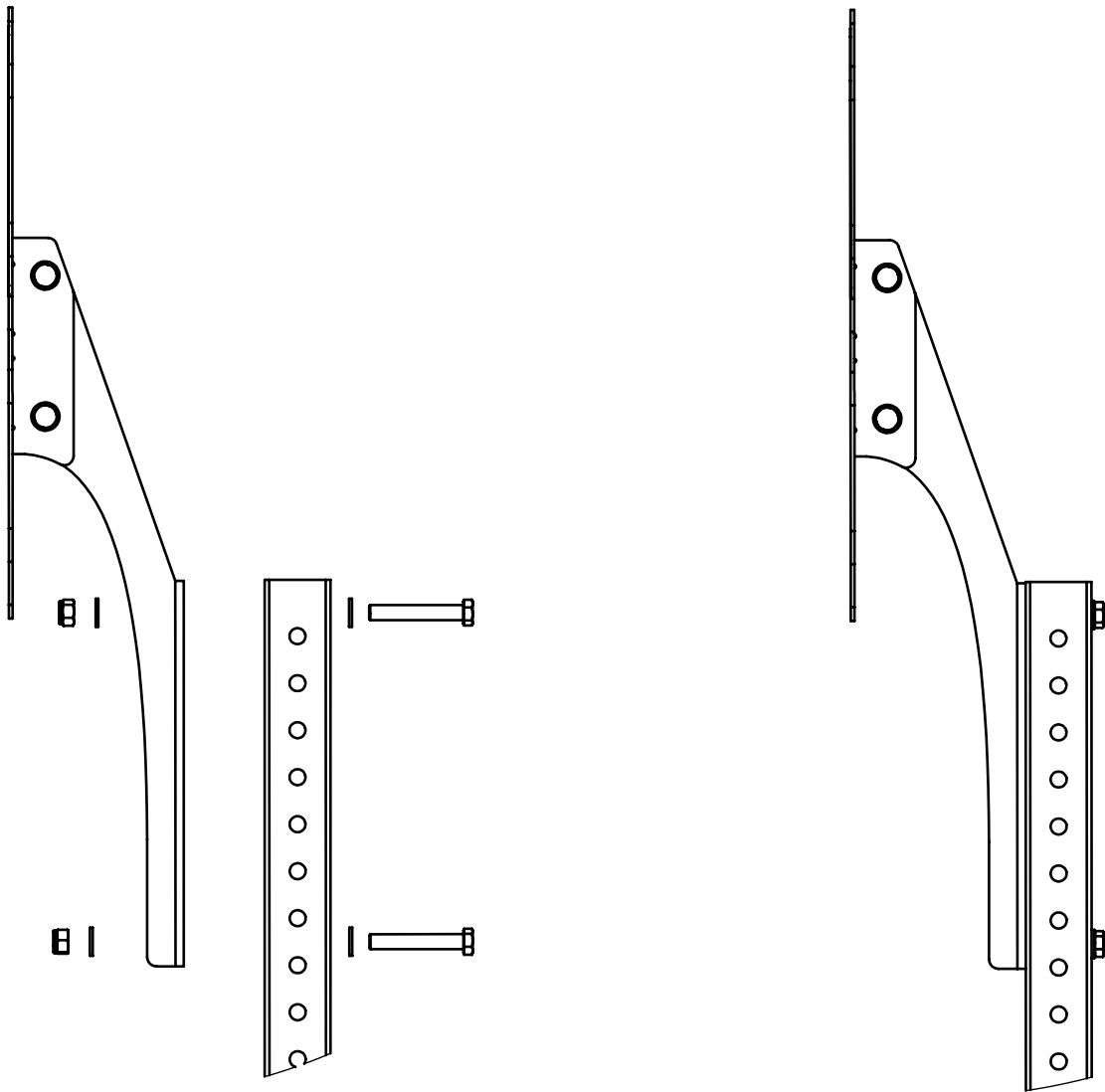
ASSEMBLY INSTRUCTIONS

1.



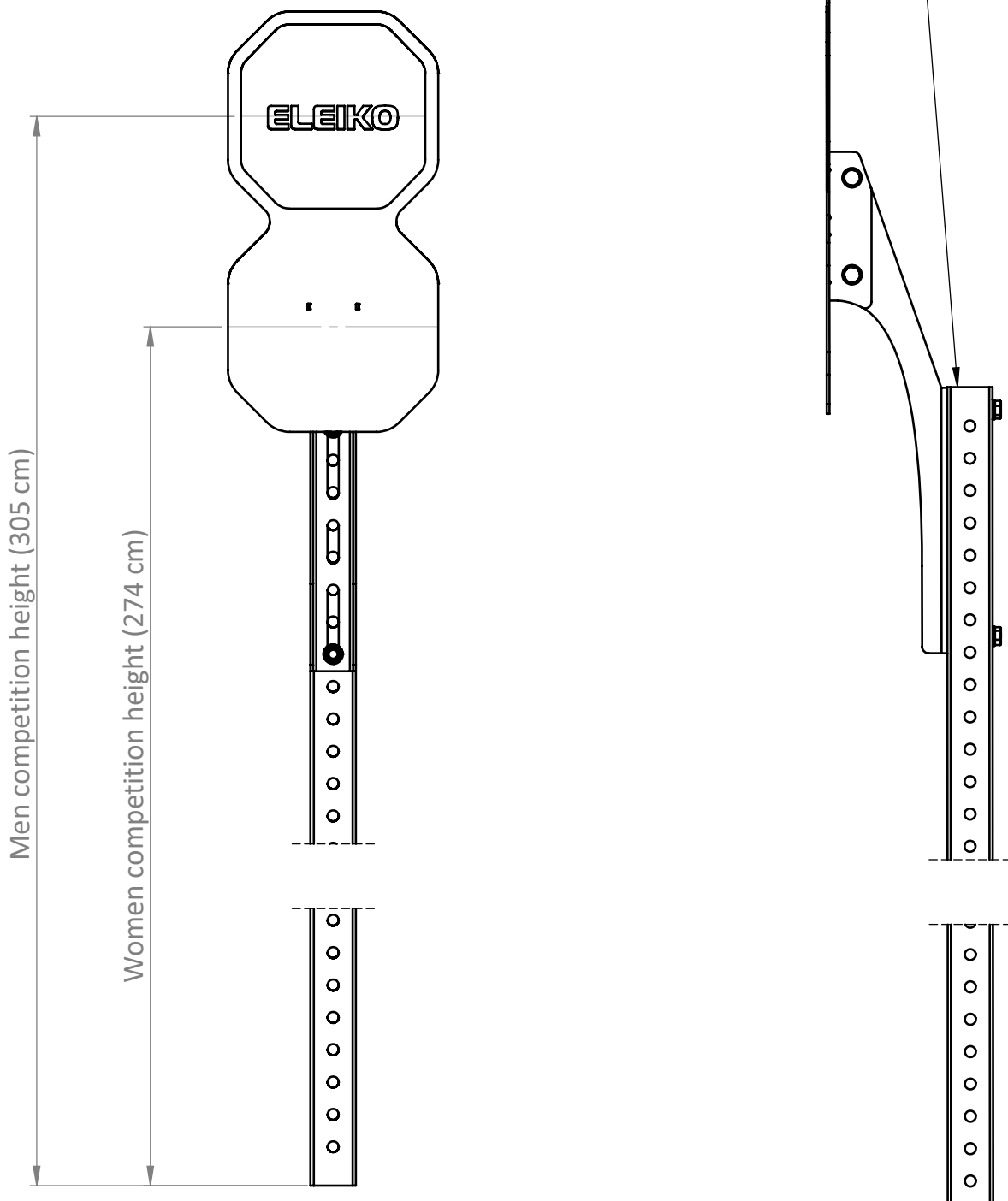
ASSEMBLY INSTRUCTIONS

2.



ASSEMBLY INSTRUCTIONS

When wall ball target is in line with a 2600mm upright.
The competition height for men and women will be at the
center of each octagon.



USER GUIDE

PURPOSE

Target plate for balls.

GENERAL INSTRUCTIONS FOR USE

1. Mount at desired height on upright.
2. Make sure its mounted according to assembly instructions before use.

PRODUCT SPECIFICATION

Max weight	N/A kg / N/A lbs
Product weight	10,5 kg / 23,14 lbs
Dimensions (L x W x H)	230 x 325 x 1020 mm 9 x 12,8 x 40"

CARE AND MAINTENANCE

PREVENTIVE MAINTENANCE AND INSPECTIONS

NOTE: The safety level of the equipment can only be maintained if it is examined regularly for damage and wear.

Regularly:

- Clean surfaces from dust and dirt.
- Check that all bolts between parts are properly tightened, according to recommendations.
- Check equipment for sharp edges. Replace parts with sharp edges.

See also www.eleiko.com.

SPARE PARTS AND SERVICE

Contact Eleiko for spare parts and service:

Eleiko Group AB | Klastorpsvägen 18 | SE-302 62 HALMSTAD | Sweden
E-mail: info@eleiko.com | Phone: +46 35 17 70 70

WARRANTY

All products manufactured by ELEIKO are warranted to the original purchaser to be free from defects in workmanship and / or materials under normal use or service as follows:

- 10 years on structural frame welds (NOT on moving parts)

Normal wear and tear do not fall under the 10-year warranty.