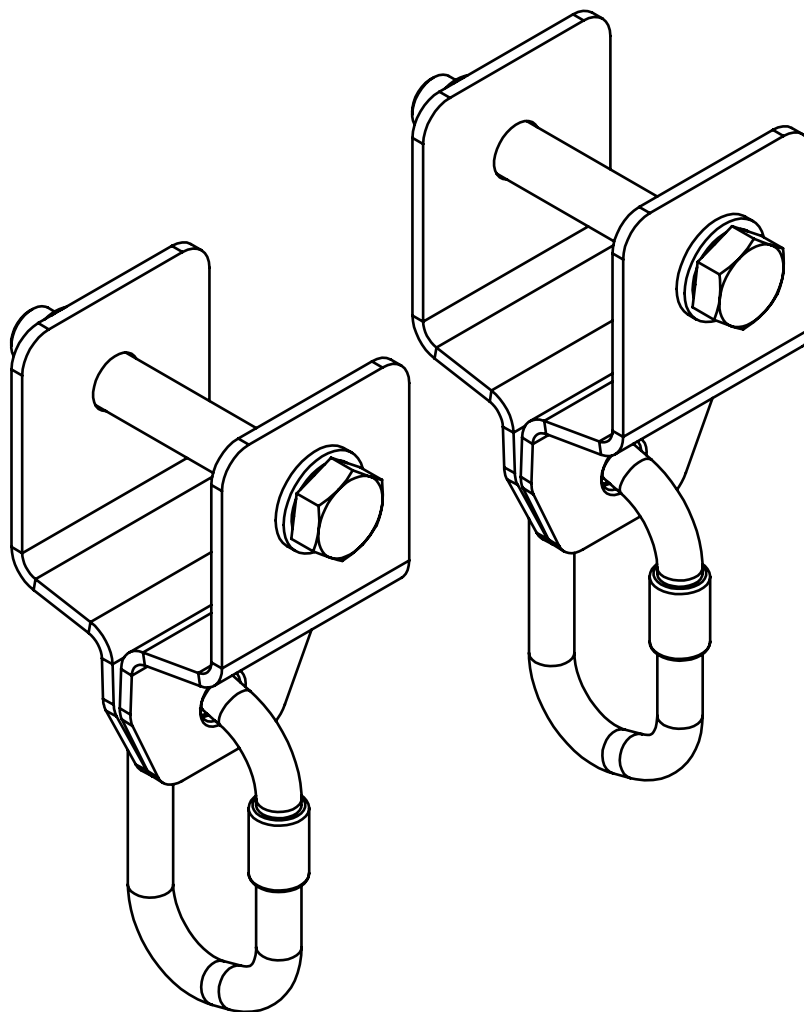


ELEIKO PRESTERA RING AND ROPE BRACKET

Art.no. 3085726



ELEIKO

READ BEFORE INSTALLATION AND USE

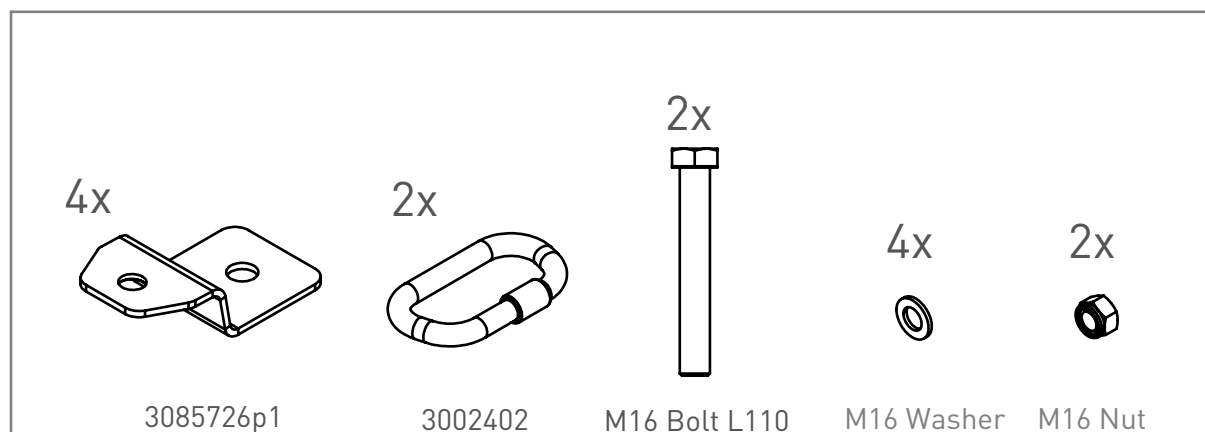
Install and use this equipment in a place where access and supervision are specifically controlled by the owner. Only to be mounted on recommended Eleiko products. Consult Eleiko sales for recommendations.

SAFETY INSTRUCTIONS

It is the responsibility of the purchaser of ELEIKO products to instruct all users and supervising personnel on proper usage of the equipment.

1. All included warnings (labels) and instructions **MUST** be read before the use of any Eleiko equipment. Only use the equipment as it is intended.
2. A user **MUST** get a medical examination and proper instructions before using any Eleiko equipment.
3. **DO NOT** let anyone, under any circumstances, use equipment that appears to be damaged. Do not try to repair any equipment before consulting an Eleiko technician.
4. **DO NOT** replace components of Eleiko equipment with other, none Eleiko, equipment (magnetic safety pin, frames, bars etc.). Do not improvise! If there are any doubts, consult an Eleiko representative prior to any intervention.
5. **DO NOT** overload the equipment and **DO NOT** try to exceed personal strength levels.
6. Children under the age of 14 must be supervised by an adult.
7. **DO NOT** remove any safety labels from the Eleiko equipment. Eleiko is not responsible if a label is removed. Replace damaged labels immediately.
8. Eleiko packaging for products can be made of wood. Be aware of splinters! You **MUST** use protective gloves and proper work wear.
9. Eleiko packaging material could be a risk when handling. Be aware of crushing! You **MUST** use work wear including protective gloves and hard shoes.

LIST OF COMPONENTS



TOOLS NEEDED

You need the following tools to assemble the equipment.



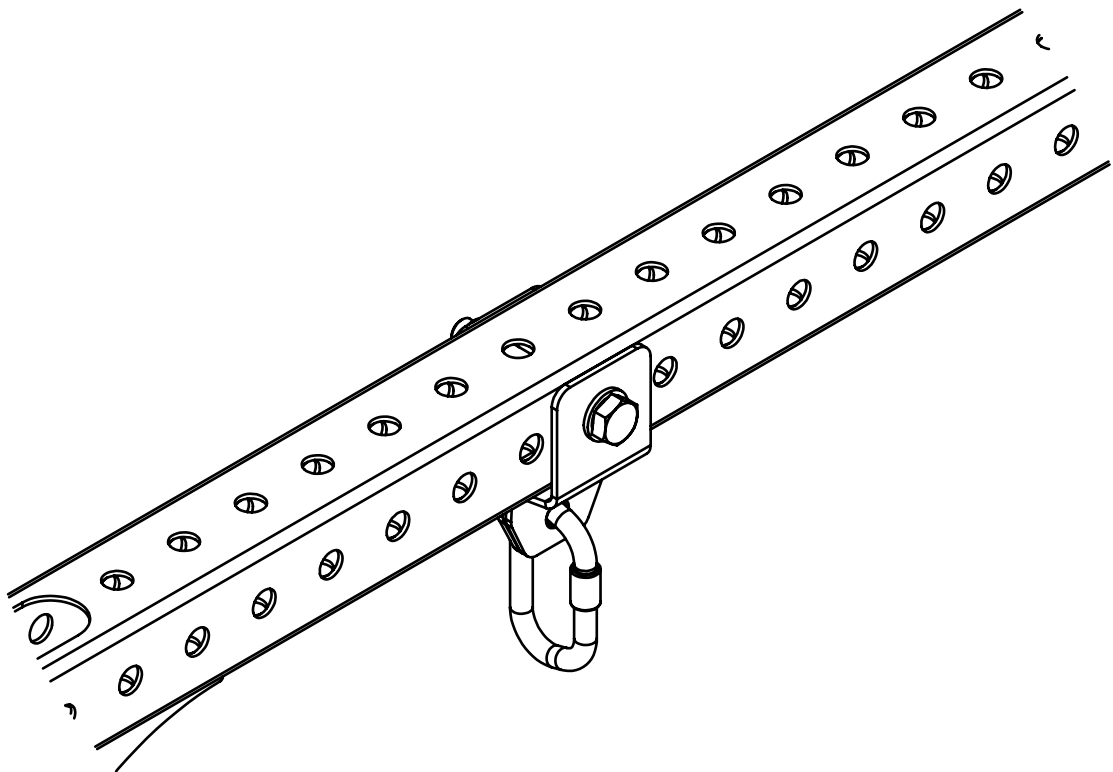
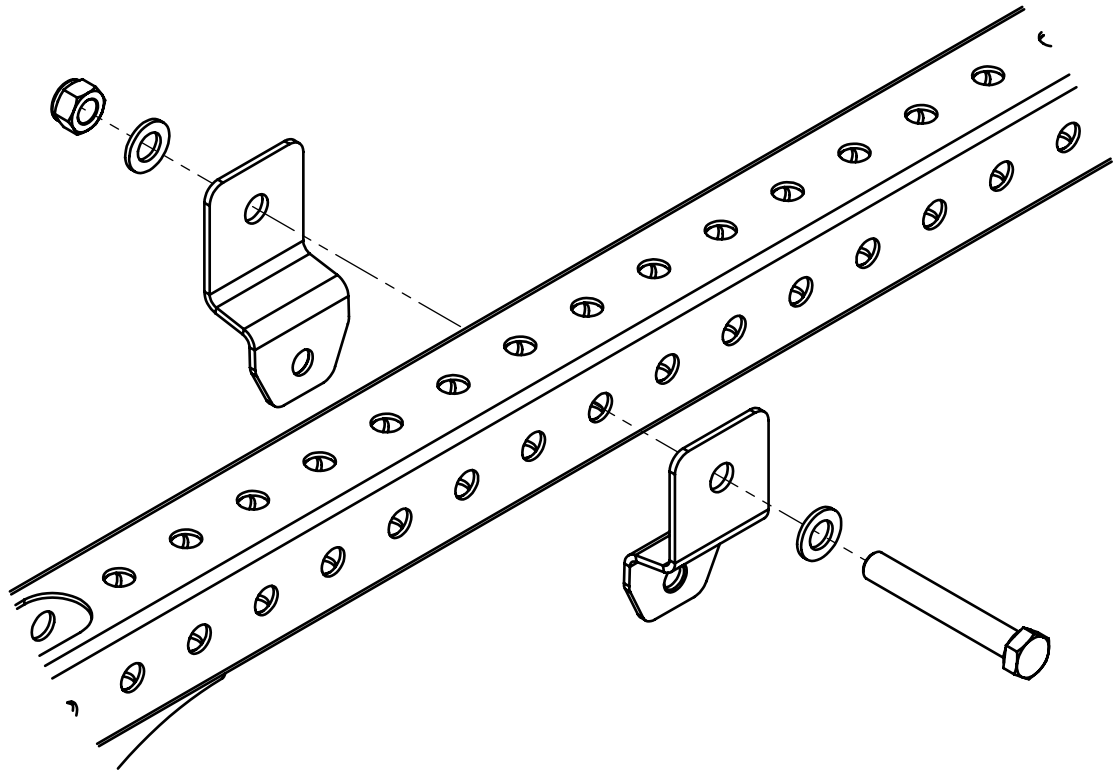
WRENCH
24 mm



SOCKET WRENCH
24 mm

NOTE: Do not use electric power tools for assembly.

ASSEMBLY INSTRUCTIONS



DO NOT HANG ANY BOXING BAGS IN THESE BRACKETS!

USER GUIDE

PURPOSE

Steel brackets with integrated snap hooks that can be mounted on any Prestera Crossbar or Prestera Trawler.

DO NOT HANG ANY BOXING BAGS IN THESE BRACKETS!

GENERAL INSTRUCTIONS FOR USE

1. Mount brackets on a Prestera Crossbar or Prestera Trawler at desired width.
2. Attach rings or ropes with help of the carabiner.

PRODUCT SPECIFICATION

Max weight	150 kg / 330 lbs
Product weight	3 kg / 6,6 lbs
Dimensions (L x W x H)	132 x 70 x 42 mm 5,2 x 2,8 x 1,7"

CARE AND MAINTENANCE

PREVENTIVE MAINTENANCE AND INSPECTIONS

NOTE: The safety level of the equipment can only be maintained if it is examined regularly for damage and wear.

Regularly:

- Clean surfaces on the frames and tubes from dust and dirt.
- Check that all bolts between parts, walls and floors are properly tightened, according to recommendations.
- Check equipment for sharp edges. Replace parts with sharp edges.
- Check equipment for wear around the hole where the carabiner is mounted.

See also www.eleiko.com.

SPARE PARTS AND SERVICE

Contact Eleiko for spare parts and service:

Eleiko Group AB | Klostorpsvägen 18 | SE-302 62 HALMSTAD | Sweden
E-mail: info@eleiko.com | Phone: +46 35 17 70 70

WARRANTY

All products manufactured by ELEIKO are warranted to the original purchaser to be free from defects in workmanship and / or materials under normal use or service as follows:

- 10 years on structural frame welds (NOT on moving parts).
- 2 years on carabiner.

Normal wear and tear do not fall under the warranty.